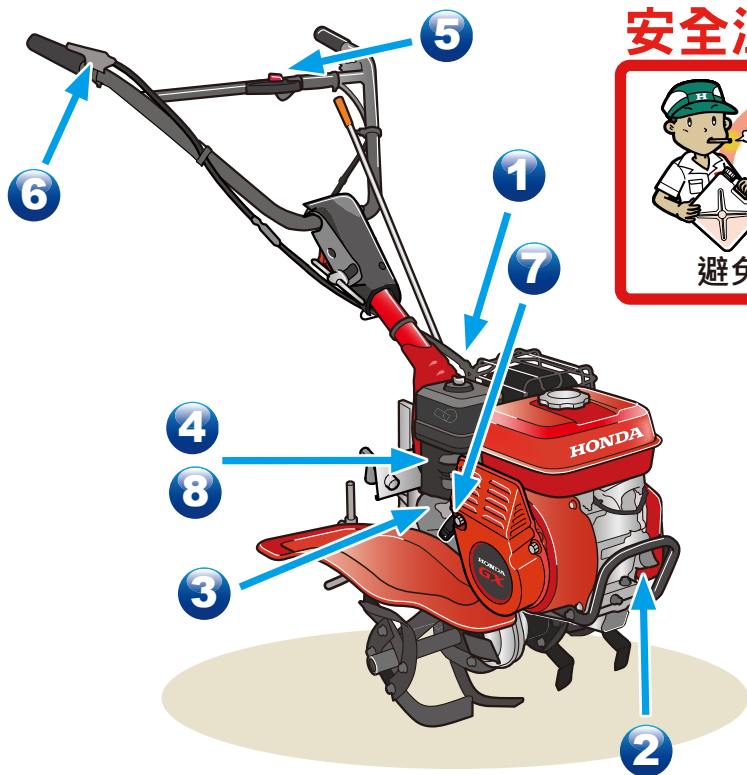
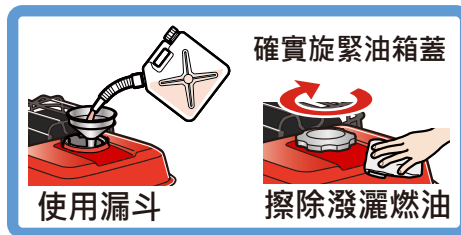




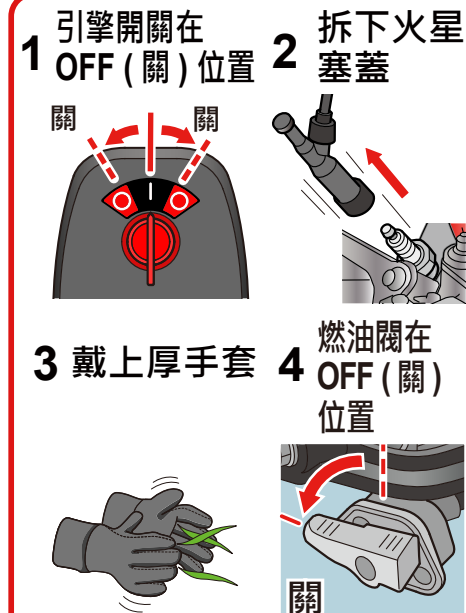
* 操作農耕機之前請詳細閱讀並確實瞭解本使用說明書



安全注意事項




處理齒具之前



清理耕作區域



避開轉動的齒具



如何起動

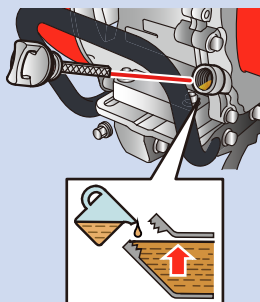


1 檔位選擇



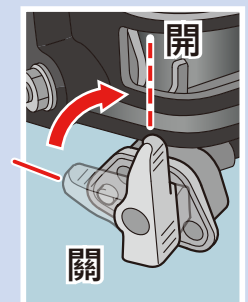
空檔位置

2 檢查引擎機油

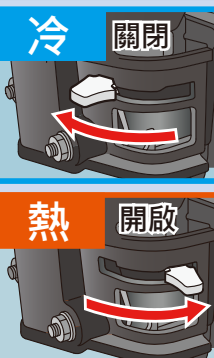


SAE 10W-30
最大 0.58 l

3 燃油閥開啟



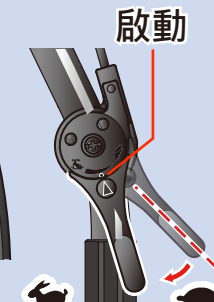
4 阻風門





5 引擎開關 開啟



6 油門 控制桿 啟動



7 啟動



如何熄火

1 N → 6 慢 → 5 關 → 3 關